


IS THE SECOND IN A LINE OF SMALL TO MODERATE SIZED CLEANERS designed to meet low maintenance and easy cleanout requirements of today's seedsman. The 334 is engineered to fill the need for a conveniently sized, versatile cleaner, and is designed to be portable or stationary. The Eclipse 334 utilizes ball trays for screen cleaning and an efficient air flow design for effective sizing and separation.

SCREENS & COMMODITY FLOW

The Clipper Eclipse 334 features three (3) screen decks. Each screen is 34" x 34". The top screen removes product larger than the desired seed. The "scalped off" material exits the front of the machine, while the good product falls through the screen. The bottom two screen decks can be configured in either a split-sift or scalp-sift configuration. Trash, weed seeds, foreign material, and splits drop through the bottom sift screens while the good product passes over them. Next, the product is routed through a positive column of air from the bottom fan. The aspiration effectively removes any lightweight trash and dust that may have remained after screening.



STANDARD FEATURES:

- Heavy-duty tubular steel frame
- Counter balanced throw for smooth operation
- Heavy duty 1-1/2" eccentric drive shaft and drive
- Shoe made from high performance 13-ply marine grade hardwood plywood.
- Scotch-ply shoe hangers
- Easy connection to an auger or vibratory conveyor

OPTIONS:

- Single phase, 50 hertz, Ex-Proof drives are available
- Electronic variable speed bottom fan
- Surge hopper with site glass
- Poly auger option with 2 way bagger and 1/3Hp drive
- 24" stand available to elevate cleaner if needed

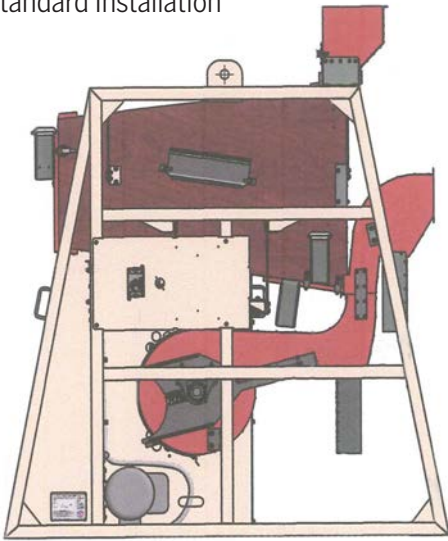
CAPACITIES:

COMMODITY	FAST CLEAN	PRECISION CLEAN
Soybeans, wheat, corn	*250 BPH 6.0 MTH	*120 BPH 3.0 MTH
Rice, oats	*190 BPH 2.75 MTH	*75 BPH 1.1 MTH

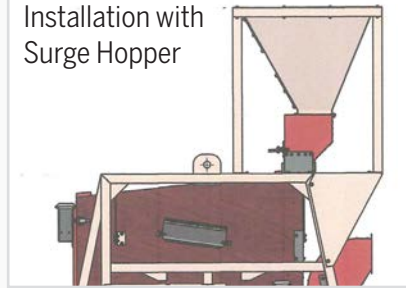
Note: *Capacities may vary depending on seed condition, moisture content, seed varieties, types and volumes of contaminants to be separated and the percentage of foreign material acceptable in the final product.



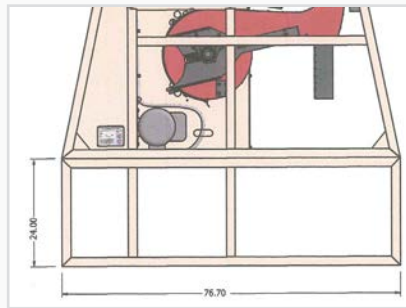
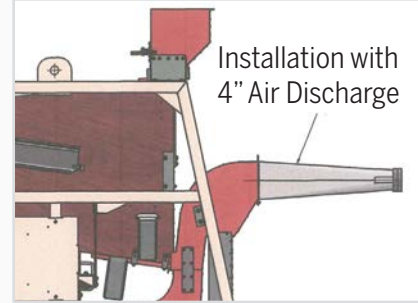
Standard Installation



Installation with Surge Hopper



Installation with 4" Air Discharge



Installation with 24" height Stand

DIMENSIONS: (INCHES)

