


JEM has been manufacturing durable bagging scales for over 35 years. For handling free flowing products into open mouthed bags their product line includes:

Mechanical Scales

Digital Gross Weigh Scales - Product weighed in the bag

Digital Net Weigh Scales - Pre-weighed Product that is discharged into a bag



DIGITAL ROYAL

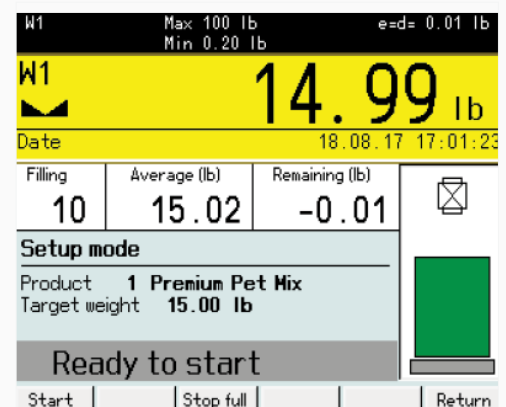
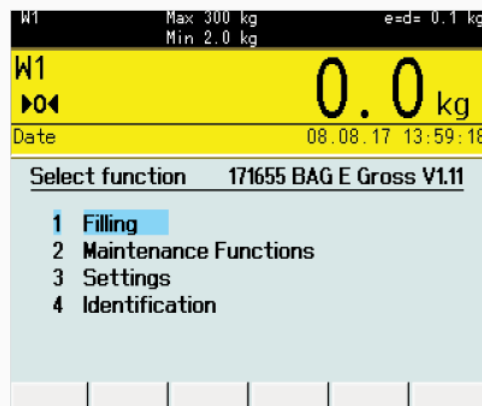
- Up to 10 Bags per Minute with 0.2 lb./0.1 kg Weight Accuracy or 7 Bags per Minute with 0.1 lb./0.05 kg Weight Accuracy
- Two 100KG Load Cells with NIST test Weight Included
- Weights and Measures Approved, Stainless Steel Digital Controller
- 99 Memory-Retained Recipe Code Storage – 20 Character Name
- “Smart Setup” Ten Bag Start with Auto-Adjustment
- Bag Weight Data Collection with Product Name and Lot Number Tracking
- Bulk and Dribble Dual-Speed Gravity Gate Design for granular and pelleted products
- Belt, Auger and Vibratory Pan Feeders Available for Texturized, Cube, Flake, Powder, Flour and other Semi-Free Flowing Products
- Quick-Hang, Hand-Clearing, High Capacity Bag Spout Design
- No Bag - No Fill Electrical Signal
- Same mounting pattern as GWM, GB32 and HR17 Mechanical Scales and GWD, JMDT, JM-FF-ED Digital Scales
- Designed for 10 pound to 110 pound (5 kg to 50 kg) Bag Weights
- Box and Pail Filling Adapter Available
- Dust Tight Spouts and Dust Collection Ports Available
- RS 232-485 and TCP/IP Ports Available for Data Transfer and Printing
- Lab View Data Analysis Application Available for Purchase



WATCH THE DIGITAL ROYAL IN USE

Up to 10 Bags per Minute, Easy to Operate Bagging Scale with “Smart Setup” to accurately weigh all your various products.

US manufactured, two-speed bag filling system with record keeping, product traceability and data collection available.



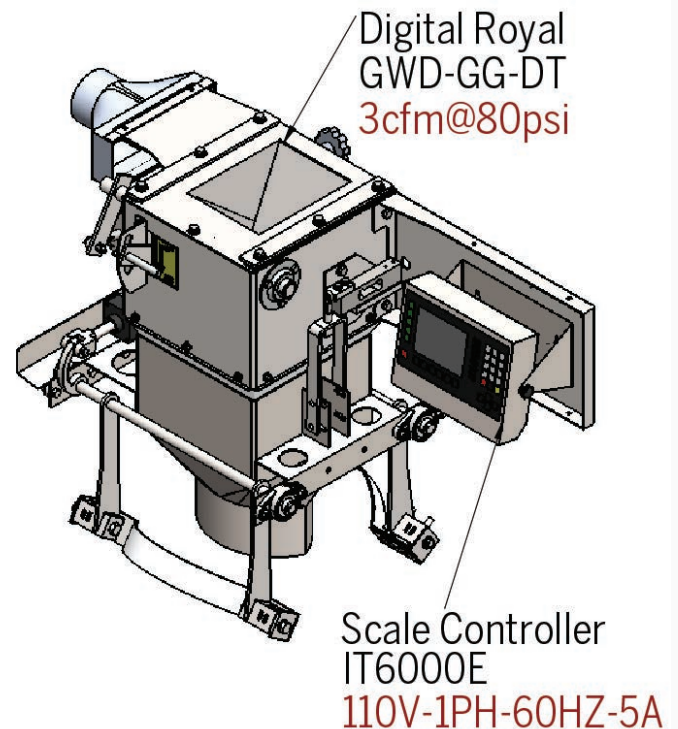
AVAILABLE OPTIONS:

- Belt, auger and vibratory pan feeders
- Stainless steel contact or all stainless steel construction
- Dust collection port- scale pedestal and surge hoppers
- Box and pail filling attachment
- Food, pharmaceutical and wash down upgrades

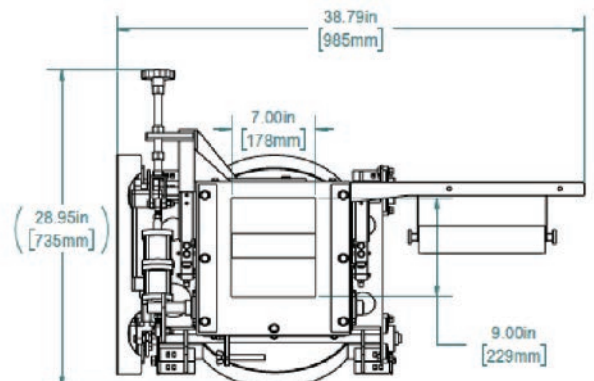
- Portable framework with adjustable height bag filling conveyor
- WLAN as option, MODBUS, TCP Slave as option, and Labview reporting app as option
- Bag closing equipment
- Start-up and technical training

SPECIFICATIONS AND TECHNICAL DATA:

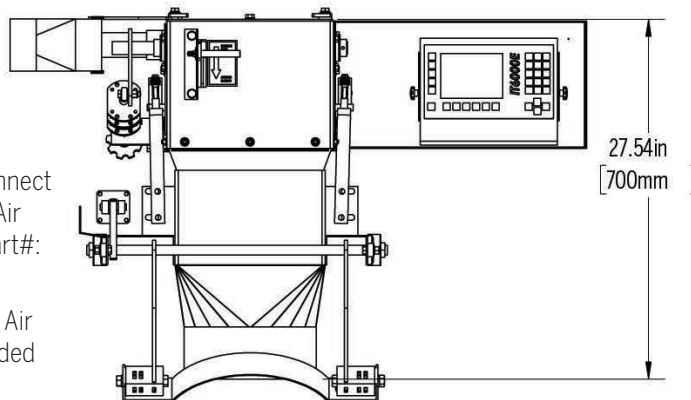
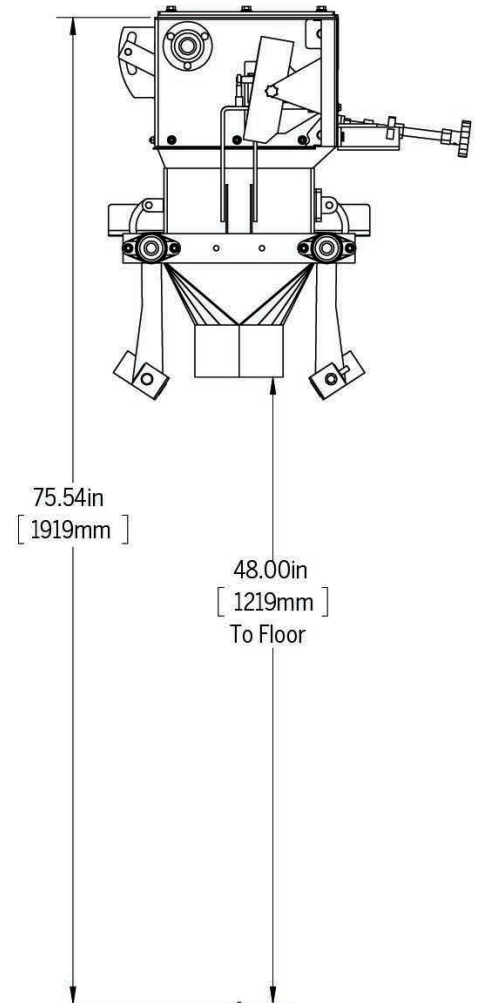
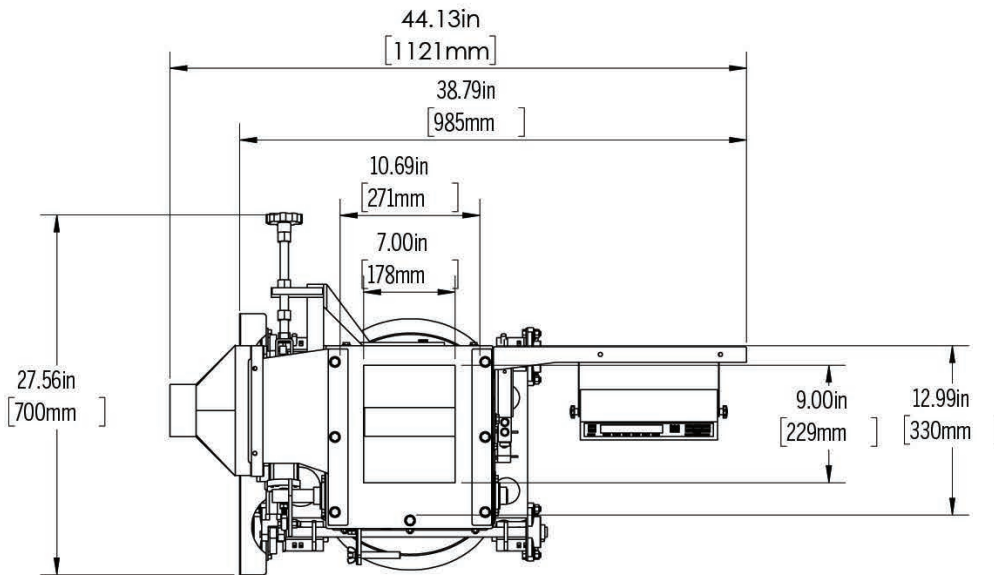
- Stainless steel controller - IP65 with 5.7" TFT color display
- Large weight display and input lines for 44 characters
- Weights and measures approved data archive
- 99 Memory retained recipe storage- multi-language operator prompts, lb and kg weighing and calibration
- RS-232 and 485, USB and RJ-45 communication ports
- 110 or 220 vac power supply (three-phase power recommended for feeders with motors)
- 14° F to 104°F (-10°C to +40°C) operating temperature
- 21", 25" And 31" dust-tight and center grip spout circumferences with foot pedal clamp activation
- 9 inch x 7 inch (22.5 cm x 17.5 cm) product chute
- Two speed bulk and dribble fill cycle- smart setup mode after product change-over with auto weight accuracy adjustment
- 12-24VAC low voltage controls with step-down transformer and power supply included
- ICCL HT-KD wood certification for export
- Shipping dimensions: 48"x 40"x 40" (120 cm x 100 cm x 100 cm) at 250 pounds (114 kgs)
- Manufactured in the United States



**WATCH THE
DIGITAL ROYAL
INSTRUCTIONAL
VIDEO**



DIMENSIONS:



Note

- 1/4" Quick-Disconnect Hose Coupling for Air (McMaster-Carr Part#: 6534K46)
- Inner diameter of Air Hose is recommended larger than 1/4"



IT6000E

FOR GROSS AND NET WEIGHING AND FILLING APPLICATIONS

- Stainless Steel Housing IP69K - Suitable for harsh weighing environments.
- Bright TFT Colour Display - With wide viewing angle, large weight display, and 4 to 8 input lines.
- Simple and Fast Operation - Via integrated keyboard function keys and soft keys, optional full size PC Keyboard (connected via cable or Bluetooth).
- Stationary or Mobile Use: With integrated 110-240VAC Power Supply unit or via External 12/24VDC Battery



UNIVERSAL USE

The W&M approved IT6000E is designed for demanding industrial applications in the chemical and pharmaceutical industry, food industry, and in many other sectors of industry. The industrial design with the powerful modular hardware and the concept of free programmability make the IT6000E the ideal weighing terminal for standard or application-specific solutions, for example:

- Shipping and receiving
- Filling of liquid and solid material
- Checkweighers
- Dynamic weighing and batching systems
- Vehicle weighing
- Mobile data capture systems

WEIGHING ELECTRONICS

1 or 2 Internal scale interfaces possible. Adjustable update rate with up to 800 updates / second. High noise immunity of min. 10 v/m against radio frequency interference. W&M approved resolution of up to 6000d with max 80% preload. Calibration is possible as single or multiple-range (eg. 3x3000d) and as multi-interval scale.

Internal data archive for the storage of up to 120,000 weighing transactions.

FREE PROGRAMMABILITY

Standard programs can be adapted to the requirements of specific applications.

New programs can be designed and tested in a very simple way on a PC with the RTC program development environment.

SIMPLE INTEGRATION

The Linux based operating system with the integrated web server provides the idea functionality for the integration of the IT6000E into local area networks.

WLAN communication and remote access via the internet.

MODULAR CONCEPT

The modular design provides for a variety of configurations and options, such as:

- Enclosures for wall-mount, desk-top or panel-mount installation
- DC or AC Power Supply
- Connection of scales with analog or digital force transducers
- 10/100 Mbps Ethernet interface with integrated web server, WLAN as option
- Integrated USB 2.0 host interfaces, RS232, RS485, RS422, 20mA CL selectable
- Flexible I/O Concept for up to 64 inputs and outputs
- Analog I/Os, etc.

This ensures that the optimal system configuration can be chosen, for stationary as well as mobile use.



**WATCH THE DIGITAL
RECIPES AND
FEATURES VIDEO**



**WATCH THE DIGITAL
CONTROLLER VIDEO
WITH DATA PULLED**

DATA COLLECTION SAMPLES:

EAGLE NET WEIGH

SEQID	RECIPE	LOT	DATE	TIME	TARGET	GROSS	
1	SALT 50	7415	12/4/2017	9:19:47	50.00lb	50.00lb	Bags per minute 12
2	SALT 50	7415	12/4/2017	9:19:52	50.00lb	50.05lb	
3	SALT 50	7415	12/4/2017	9:19:57	50.00lb	50.00lb	% of Error .06*
4	SALT 50	7415	12/4/2017	9:19:52	50.00lb	50.00lb	
5	SALT 50	7415	12/4/2017	9:19:58	50.00lb	50.05lb	*Based on Data Shown
6	SALT 50	7415	12/4/2017	9:20:05	50.00lb	50.10lb	
7	SALT 50	7415	12/4/2017	9:20:10	50.00lb	50.05lb	
8	SALT 50	7415	12/4/2017	9:20:15	50.00lb	50.00lb	
9	SALT 50	7415	12/4/2017	9:20:20	50.00lb	50.05lb	
10	SALT 50	7415	12/4/2017	9:20:25	50.00lb	50.00lb	

FALCON NET WEIGH

SEQID	RECIPE	LOT	DATE	TIME	TARGET	GROSS	
1	PET FOOD	WM123	12/3/2017	15:35:03	4.00lb	4.00lb	Bags per minute 20
2	PET FOOD	WM123	12/3/2017	15:35:06	4.00lb	4.00lb	
3	PET FOOD	WM123	12/3/2017	15:35:09	4.00lb	4.00lb	% of Error .10*
4	PET FOOD	WM123	12/3/2017	15:35:13	4.00lb	4.02lb	
5	PET FOOD	WM123	12/3/2017	15:35:16	4.00lb	4.00lb	*Based on Data Shown
6	PET FOOD	WM123	12/3/2017	15:35:19	4.00lb	4.00lb	
7	PET FOOD	WM123	12/3/2017	15:35:22	4.00lb	4.00lb	
8	PET FOOD	WM123	12/3/2017	15:35:25	4.00lb	4.00lb	
9	PET FOOD	WM123	12/3/2017	15:35:28	4.00lb	4.00lb	
10	PET FOOD	WM123	12/3/2017	15:35:31	4.00lb	4.02lb	

ROYAL GROSS WEIGH

SEQID	RECIPE	LOT	DATE	TIME	TARGET	GROSS	
1	CORN25KG	WM123	11/30/2017	10:22:26	25.00lb	25.00lb	Bags per minute 7.5
2	CORN25KG	WM123	11/30/2017	10:22:34	25.00lb	25.02lb	
3	CORN25KG	WM123	11/30/2017	10:22:42	25.00lb	25.00lb	% of Error .04*
4	CORN25KG	WM123	11/30/2017	10:22:50	25.00lb	25.00lb	
5	CORN25KG	WM123	11/30/2017	10:22:57	25.00lb	25.05lb	*Based on Data Shown
6	CORN25KG	WM123	11/30/2017	10:23:05	25.00lb	25.02b	
7	CORN25KG	WM123	11/30/2017	10:22:13	25.00lb	25.00lb	
8	CORN25KG	WM123	11/30/2017	10:22:21	25.00lb	25.00lb	
9	CORN25KG	WM123	11/30/2017	10:22:29	25.00lb	25.02lb	
10	CORN25KG	WM123	11/30/2017	10:22:37	25.00lb	25.00lb	